

LinkSprinter®

Pocket Network Tester

Overview

The LinkSprinter® Pocket Network Tester verifies functionality of copper Ethernet links and identifies errors in less than 10 seconds. The tester ensures network connectivity status and port information is documented for every link. The comprehensive AutoTest measures PoE voltage; performs a switch link test; confirms the DHCP server is running and responsive; and verifies default gateway/router, an IP target, and cloud reachability. With the automated test results upload and annotation workflow to the secure Link-Live cloud portal, job supervisors can easily manage the progress of deployment and troubleshooting tasks of their team.


- Discover the nearest switch name and port information via CDP/LLDP/EDP, and verify link speed/duplex and connectivity to TCP/IP networks
- Validate Power-over-Ethernet (PoE) voltage from power sourcing equipment (PSE) according to 802.3af/at standards
- Light weight, fit in your pocket and replaces the need to bring laptop to verify network connectivity
- Automate reporting and enable collaboration with result upload and management via Link-Live Cloud Services



Key Features

Results On Your Phone

LinkSprinter can be paired with a mobile device to reveal more information about the network test! First, connect to the LinkSprinter as a short-range Wi-Fi access point. Then, open your browser on your mobile device and type in the address 172.16.9.9. The webpage will allow you to view more detailed information, such as port name, model, server address, and more. When connected with Link-Live, you can also add comments to your testing results for further documentation.



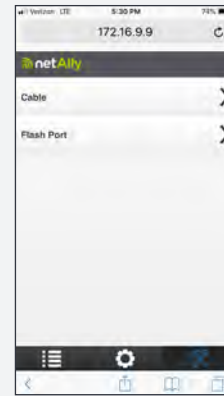
LinkSprinter and Mobile Device Application Shot



Test Results - Mobile View

Cable Test

When paired with your mobile device, users can view a detailed depiction of the cable it is connected to, showing each cable pair, cable length, and any miswires such as opens, shorts, or split pairs.



Cable Test and Flash Port available on Mobile UI



Split Pair detected with cable length to open



LinkSprinter Configured to test at 1 Gbps, but can only connect at 100

Speed and Duplex

The LinkSprinter can test actual link speed against advertised speed of a switch. The Link Test LED will turn yellow indicating a warning, and detail test results will show advertised versus actual link speed when a Gigabit Switch port is only capable of linking at 100Mbps.

Not being able to connect can be caused by an open, short or split pair. Using the LinkSprinter, users can further troubleshoot the problem by performing a cable test.

LinkSprinter Team Packs

The LinkSprinter was designed to be a personal tool allowing organizations to become more efficient at problem identification and trouble ticket escalation from the PC help desk on up.

Outfit your entire staff. Team packs include quantities of 5 or 10 units at a discounted price (See Models & Accessories for more information). The Holster is not included in the Team Packs, so don't forget to add those to your order!



LinkSprinter 5 Pack

Blink Link Light and Identify Switch Port Connected

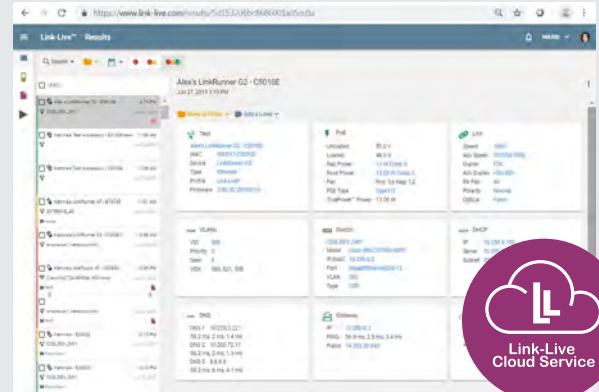
Verify the connection path between the jack location and switch port using the LinkSprinter. LinkSprinter will identify the switch name and port # by analyzing the CDP/LLDP packet from the switch. It can blink the link light on the switch port it is connected to, allowing users to identify the full connection path.



Switch Information

Automated Test Results Management

Serving as a centralized test results and device management system, the free Link-Live cloud service transforms team workflows with the ability to quickly and easily log, document, and report test activity from all LinkSprinter, LinkRunner AT, LinkRunner G2, AirCheck G2, and OneTouch AT hand-held network testers. Once the instrument is connected to the Link-Live Cloud service, your test results are automatically uploaded to the dashboard for project management and reporting. You have the option of uploading additional files, screenshots, images, profiles, packet captures, location information, and comments anytime. Also, certain NetAlly instruments with AllyCare Support can receive firmware updates “over the network” from Link-Live as they become available.



An API is available to retrieve and integrate data from Link-Live into other management platforms, such as your trouble-ticket application or network management system. This gives you the ability to easily provide proof-of-performance and better manage jobs and staff efficiency.

This unified dashboard of both wired and Wi-Fi network connectivity results enables you to:

- Reduce results management overhead for multiple testers and users
- Enables seamless collaboration between site personnel and remote experts
- Simplify report generation across media types for network deployment documentation
- Attach photos, user comments to each result, adding context for future changes and troubleshooting
- For asset management, ability to associate serial numbers of installed devices, and/or cable/walljack label to specific test results

Ordering Guide

Model Number/Name	Description
LSPRNTR-300	Includes: (1) LinkSprinter and wrist strap
LSPRNTR-300-5PK	LinkSprinter Model 300 - 5PK
LSPRNTR-300-10PK	LinkSprinter Model 300 - 10PK
LINKSOLUTIONS-KIT	Includes: (1) LinkRunner AT - 2000 and (2) LinkSprinters
LR-G2-LS-KIT	Includes: (1) LinkRunner G2 with Li-ION battery, power supply with regional power plugs, Wireview wire mapper #1, Inline RJ-45 coupler, USB 2.0 to Micro USB cable, 8G Micro SD card, small soft case, coupler, Quick Start guides, (2) LinkSprinters, and (2) LinkSprinter holsters.




Support

Model Number/Name	Description
LR-G2-LS-KIT-1YS	1 year AllyCare Support for LR-G2-LS-KIT
LR-G2-LS-KIT-3YS	3 year AllyCare Support for LR-G2-LS-KIT

Accessories

Model Number/Name	Description
LSPRNTR-HOLSTER	LinkSprinter Holster with Test Cord

Specifications

General	
Dimensions	4.36 in x 1.6 in x 1.28 in (11.07 cm x 4.06 cm x 3.25 cm)
Weight with batteries	0.255 lb (0.116 kg)
Cable length measurement	Measurable cable lengths unterminate up to 656 ft (200 m)
Environmental	
Operating Temperature and Relative Humidity	32°F to 122°F (0°C to 50°C) Relative Humidity 5% to 90% Non-condensing
Storage Temperature	-4°F to 140°F (-20°C to 60°C)
Shock and vibration	Random 2g, 5 Hz – 500 Hz (class 2), 1 m drop
Safety	CAN/CSA-C22.2 No. 61010-1-12, UL Std. No. 61010-1 (3rd Edition), IEC61010-1:2010, Pollution degree 2
Altitude	Operating: 13,123 ft (4,000 m) Storage: 39,370 ft (12,000 m)
EMC	EN 61326-1:2006
Wi-Fi Hot Spot	
Specification Compliance	IEEE 802.11b/g
Frequency Channels	802.11 Channels 1 thru 11 (Default is 11)
Operating Frequency	2.412 ~ 2.484 GHz, ISM Band
Regulatory Domain	EN 301 489-1/17
Browser	Internet Explorer 9.0, Firefox 3.6, Chrome 5.0, Safari 5.1 (or later revisions)
Certifications and Compliance	
 CE	Conforms to relevant European Union directives
 A	Conforms to relevant Australian Safety and EMC standards.
 FCC	Complies with 47 CFR Part 15 requirements of the U.S. Federal Communications Commission.

[1] This product meets requirements for industrial (Class A) electromagnetic wave equipment and the seller or user should take notice of it. This equipment is intended for use in business environments and is not to be used in homes.

©2019 NetAlly. NetAlly® is a registered trademark of LinkRunner® LLC dba NetAlly. Third-party trademarks mentioned are the property of their respective owners.

 netally.com/products/linkprinter

 simplicity • visibility • collaboration

LS-DS-19-V1