

# Wireless AX3600 Dual-Band PoE Access Point

The Wi-Fi 6-ready DAP-X2850 provides businesses of all sizes with unbeatable speeds, significantly increased capacity and interference-free coverage, combined with centralised management by Nuclias Connect.

## DAP-X2850

- Easy to manage with D-Link's free centralised management software-based solution, Nuclias Connect
- Wi-Fi 6 delivers greater network efficiency and lower latency, with nearly four times the capacity of previous Wi-Fi standards
- MU-MIMO slices through congestion, reducing wait time for all users
- Superior throughput with dual-band Wi-Fi offers high transfer speeds
- Coverage is shared more efficiently over more users with Airtime Fairness
- Band Steering intelligently manages users, pushing them onto the higher radio frequency when possible
- Two LAN ports (2.5G and 1G) offer expansive backhaul to your wired network, eliminating bottlenecks at the AP
- Support for Power of Ethernet 802.3at means fewer wires, for cleaner and easier deployment
- Stay secure with the latest WPA3™ Personal & Enterprise wireless encryption
- Supports multiple AP modes to ensure performance optimization based on your network's needs
- MAC Address Filtering and WLAN Partitioning ensure ultimate control of your network's access
- Captive Portal with industry-standard authentication for enhanced access management
- Works as a standalone AP or as part of a centralised, scalable multi-device deployment



## Nuclias Connect



Free-to-Download Management Software



Inexpensive Hardware Controller



Searchable Event Log and Change Log



License-Free Access Points



Traffic Reporting & Analytics



Authentication via Customisable Captive Portal, 802.1x and RADIUS Server, POP3, LDAP, AD



Backwards-Compatibility



Remote Config. & Batch Config.



Multilingual Support



Intuitive Interface



Multi-Tenant & Role-Based Administration



Payment Gateway (Paypal) Integration and Front-Desk Ticket Management

**General**

Device Interfaces	1 x RJ45 console port, 1 x 2.5 Gbps Ethernet LAN (PoE), 1 x 10/100/1000 Mbps Ethernet LAN, factory reset, power input
LEDs	Power/Status
Antennas	4 x internal
Antenna Gain	3.5 dBi (2.4 GHz), 5.5 dBi (5 GHz)
Data Signal Rate <sup>1</sup>	2.4 GHz - Up to 1147 Mbps (1024QAM) 5 GHz - Up to 2402 Mbps (1024QAM)

**Functionality**

Standards	IEEE 802.11a/b/g/n/ac/ax, IEEE 802.3u/ab, IEEE 802.3az Energy-Efficient Ethernet (EEE), IEEE 802.3at PoE
Operating Frequency	2.4 - 2.483 GHz, 5.15 - 5.35 GHz, 5.47 - 5.85 GHz
Security Protocol	WPA/WPA2/WPA3™ Personal/Enterprise, WEP 64/128-bit, SSID broadcast disable, MAC address access control, internal RADIUS server

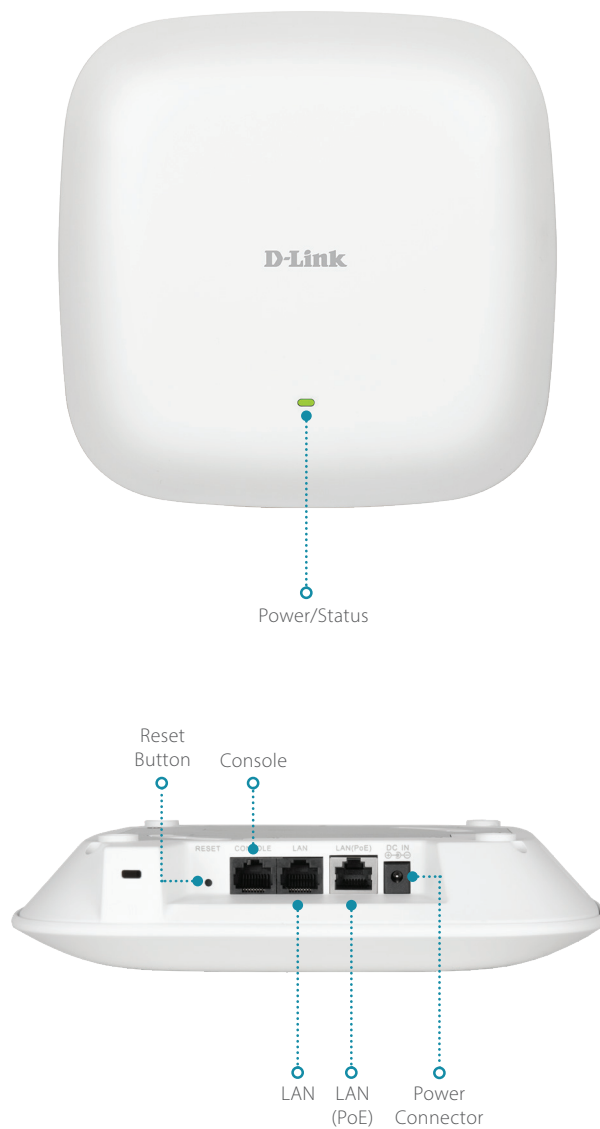
**Software**

Network Management	Telnet, SSH, Web (HTTP), Secure Socket Layer (SSL), Traffic control, D-Link Nuclias Connect
--------------------	---

**Physical**

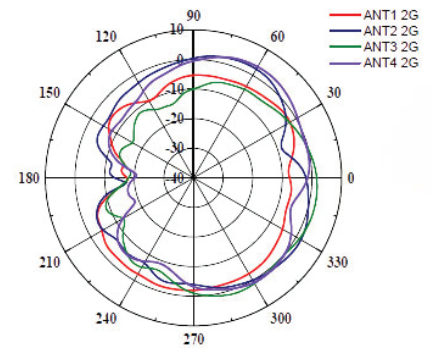
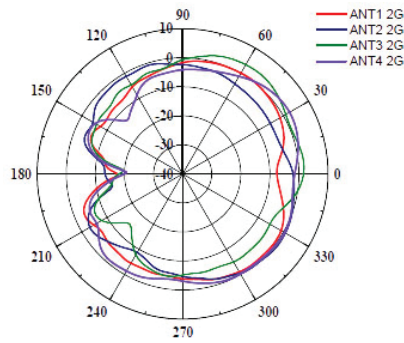
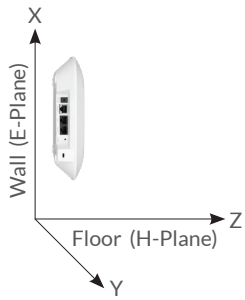
Power Supply	Connect 12 V / 2.5 A (optional power adapter not included), IEEE 802.3at PoE
Max. Power Consumption	19.44 W
MTBF	> 30,000 hours
Operating Temperature	0 °C to 40 °C
Storage Temperature	-20°C to 65 °C
Operating Humidity	10% to 90%
Storage Humidity	5% to 95%
Weight	763.8 g
Dimensions	212.4 x 212.4 x 46.7 mm
Certifications	CE, FCC

<sup>1</sup> Maximum wireless signal rate derived from IEEE standard 802.11 and 802.11ax specifications. Actual data throughput will vary. Network conditions and environmental factors, including volume of network traffic, building materials and construction, and network overhead, lower actual data throughput rate. Environmental factors may adversely affect wireless signal range.

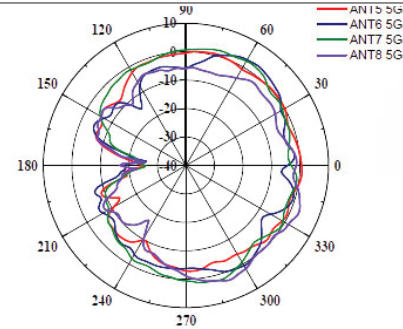
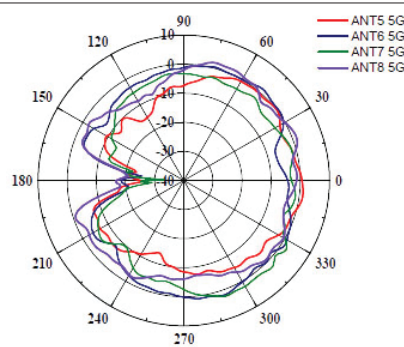
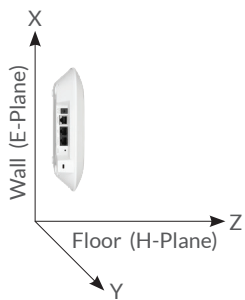


Orientation H-Plane E-Plane

2.4 GHz Wall Mounted

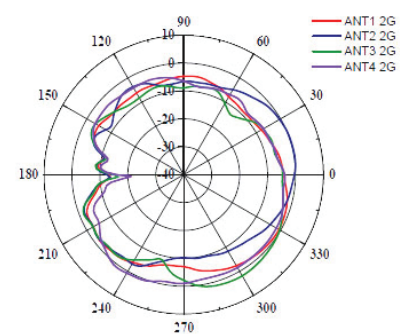
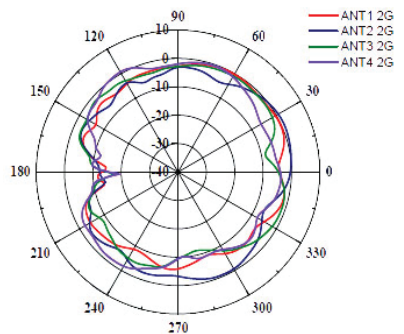
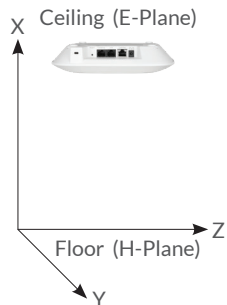


5 GHz Wall Mounted



Orientation H-Plane E-Plane

2.4 GHz Ceiling Mounted



5 GHz Ceiling Mounted

