



Compact Fibre Node (CFN)

19 and 27 Port

Technical Description

The CFN fibre splice closure range offers a closure for a wide range of FTTx applications for both P2P and P2MP topologies.

The CFN 19 and 27 Port Integrated Routing (IR) closures are supplied with a UV stable Polypropylene base. With base configurations of either 26 round ports and 1 oval port or 18 round ports and 1 oval port, the CFN accommodates a cable diameter range of 1.7 - 20.0mm when using mechanical cablelok seals.

The IR Fibre Management System (FMS) accommodates a maximum of 12 compact SE single element (SE) or 24 single circuit (SC-B) splice trays in the M length closure and 6 SE or 12 SC-B in the S length closure. The SE trays can be fitted with a range of fibre splice bridges including 3A and ANT.

The position of the FMS allows unrestricted access to the cable entry ports, each of which has the option of integrated cable anchoring.

The loop storage basket is situated directly above the oval cable port enabling efficient routing to it and the fibre splice trays via the modular IR FMS. The splice trays and the fibre optic routing modules are white in colour making it easy to clearly identify the individual fibre colours as they are routed through the positive fibre management system.

The fibre entry block has dedicated PLC splitter accommodation for a maximum of 2 x 250µm bare end PLC splitters and fibre management for fibre direction changes and storage of excess fibre. Fibre retention guides manage the fibre elements into the IR system.

All IR system cover parts are coloured blue identifying them as removable parts allowing access to the fibre.

Features and benefits

- Maximum splice capacity
 - Medium - SE-IR 288 3A splices
 - Small - SE-IR 144 3A splices
- 26 or 18 round ports and 1 oval port
- Positive fibre management to ensure consistent 15mm bend radii throughout
- Fibre storage basket for loop through applications
- Bi-directional routing
- Accommodates a maximum of 12 CFN SE or 24 SC-B trays
- Off tray PLC splitter accommodation
- Cablelok compatible for all port sizes
- Quick Release cover
- Integrated closure mounting points for MOBRA, pole and facade fixing
- Optional pressure release valve/cable location/toning point




CFN 19 Port M-Length Closure with basket and trays up.



CFN 27 Port S-Length Closure with basket.



CFN 27 Port S-Length Closure with basket.



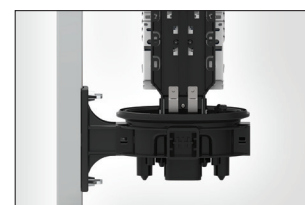
View of 27 Port Base.



View of 19 Port Base.



CFN 19 Port M-Length Closure with lid.



View of Integrated Closure Mounting Points.

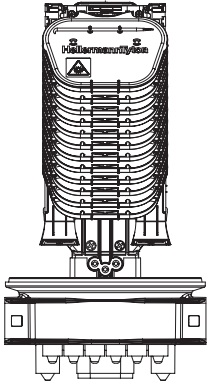
| TYPE | Width D1 | Width D2 | Length L | Port Count | Tray Type | Tray Quantity | Splice Protector Type | Basket Size | Article-No. |
|---------------|----------|----------|----------|------------|------------|---------------|-----------------------|-------------|-------------|
| CFNIRC-SXBDWX | 250 | 180 | 335 | 19 | Compact SE | 6 | 3A | Small | 857-02426 |
| CFNIRC-SXBBWX | | | | 27 | | | | | 857-02427 |
| CFNIRC-MXBDWX | | | 410 | 19 | | 12 | | 857-02428 | |
| CFNIRC-MXBBWX | | | | 27 | | | | 857-02429 | |
| CFNIRC-SXBDXW | | | 335 | 19 | 12 | Small | | 857-02449 | |
| CFNIRC-SXBBXW | | | | 27 | | | | 857-02450 | |
| CFNIRC-MXBDXW | | | 410 | 19 | 24 | Medium | | 857-02447 | |
| CFNIRC-MXBBXW | | | | 27 | | | | 857-02448 | |

All dimensions in mm. Subject to technical changes.

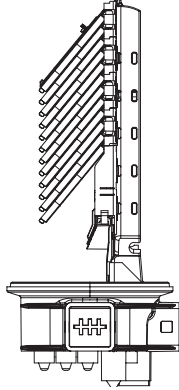


Technical Diagrams

CFN Medium Length Closure

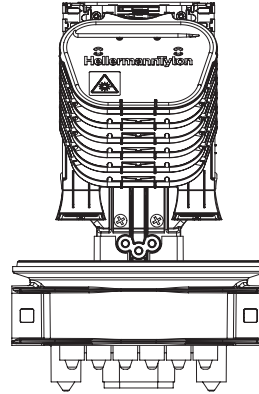


Front view of Medium Length CFN Closure with SE-IR Trays

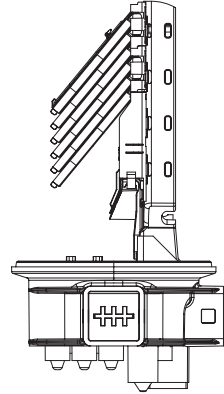


Side view of Medium Length CFN Closure with SE-IR Trays

CFN Small Length Closure - SE Trays




Front view of Small Length CFN Closure with SE-IR Trays




Side view of Small Length CFN Closure with SE-IR Trays

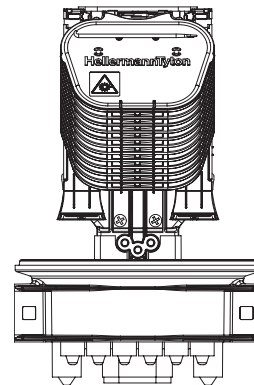
CFN Small Length Closure - SC-B Trays



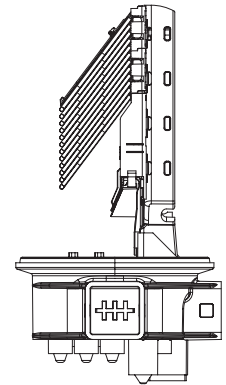
19 Base Port Diagram



27 Base Port Diagram



Front view of Small Length CFN Closure with SC-B Trays



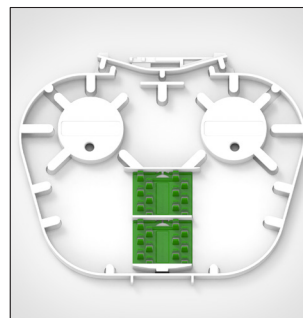
Side view of Small Length CFN Closure with SC-B Trays

Compact SE-IR Trays

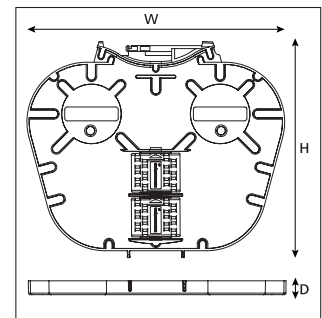
The Integrated Routing (IR) single element tray is manufactured from ABS and finished to a high specification to eliminate the risk of snagging or microbends. All retaining tabs on the tray have radius edges and rounded corners where fibre may pass. The overall dimensions of the tray are 30 x 109 x 7mm (W x H x D). The IR single element tray accepts a wide range of splice protector inserts and the maximum splice capacity of the tray is based on 24 double stacked heatshrink (3A) splice protectors up to 60mm long.

Features and Benefits:

- Positive fibre management - minimum bend radius 15mm
- 2 fibre entry ports
- 2 mounting positions for splice inserts
- Maximum splice capacity of 24 fibres



Compact SE-IR Trays



Technical diagram for SE-IR

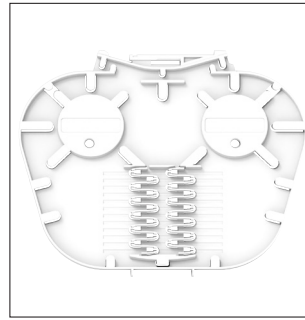


Compact SC-IR Trays

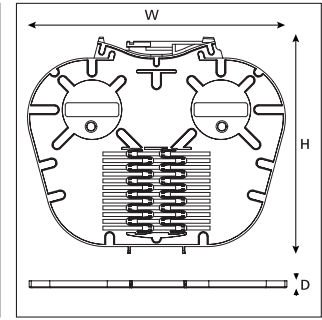
The Integrated Routing (IR) single circuit tray is manufactured from ABS and finished to a high specification to eliminate the risk of snagging or microbends. All retaining tabs on the tray have radius edges and rounded corners where fibre may pass. The overall dimensions of the tray are 30 x 109 x 3.5mm (W x H x D). The IR single circuit tray is available in a 3A or ANT splice version.

Features and Benefits:

- Positive fibre management - minimum bend radius 15mm
- 2 fibre entry ports
- 2 mounting positions for splice inserts
- Maximum splice capacity of 12 fibres



Compact SC-B Trays



Technical diagram for SC-B